

**HEADQUARTER**  
200 Spectrum Drive, Suite 300,  
Irvine, CA 92618



**WEBSITE**  
fdctech.com

**EMAIL**  
info@fdctech.com

**PHONE**  
USA: +1 877-445-6047

# FDCTECH, INC.

## CONDOR PRIME BACK

### CONDOR PRIME BACK OFFICE

Condor Prime Back Office gives clarity into how analyzing real time data and having access to comprehensive reporting system impact your enterprise value. As the Manager of a Forex Brokerage, you can now protect against unanticipated losses, manage trading and counterparty risk, minimize human errors - it all drives performance and accountability in your organization.

Set up an appointment with our Forex Specialist for a free demo:

[INFO@FOREXDEVELOPMENT.COM](mailto:INFO@FOREXDEVELOPMENT.COM)

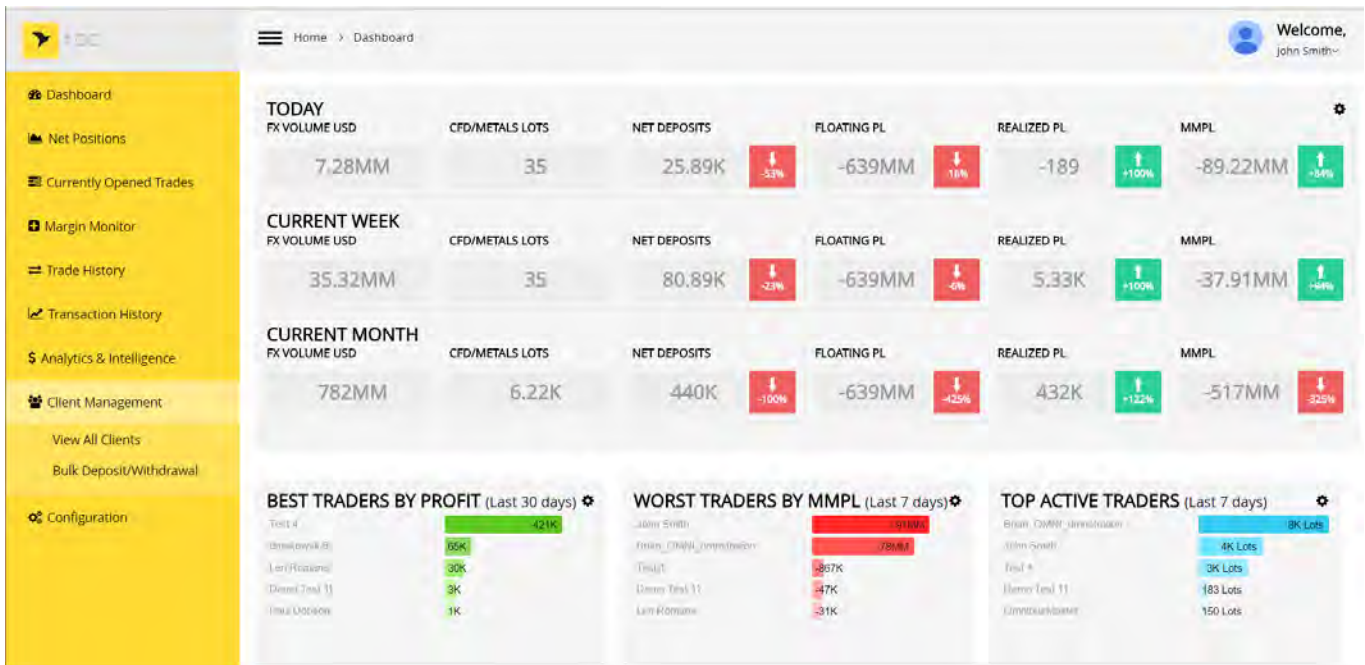
### REPORTS AT A GLANCE

Custom Development  
Projects Welcome  
Omnibus Accounts  
Online Applications  
Bank Reconciliation  
Out Trade Monitoring  
Regulatory Reporting and Audits

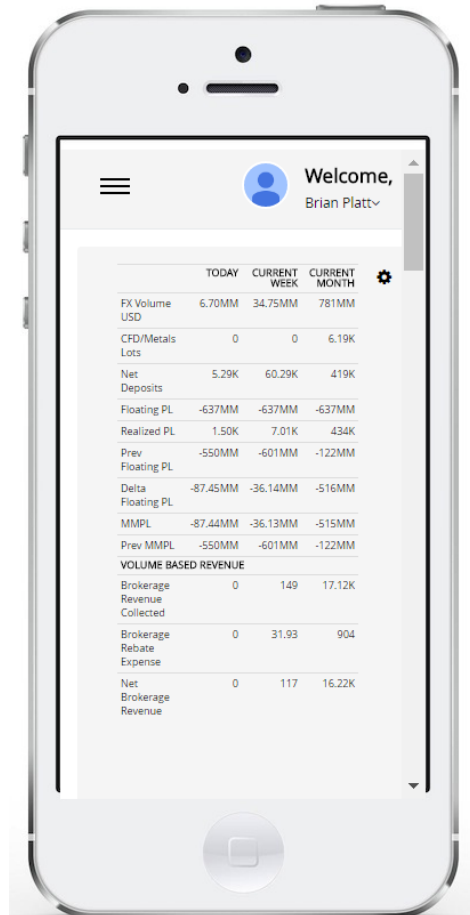
Intuitive Dashboard  
Interactive Charts  
Net Positions Report  
Current Open Trades  
Margin Monitor  
Order History  
Daily Swaps  
Invoices Reports

End Of Day Trades  
Rebates Report  
Accounting Reports  
Spread Values  
Trade History  
User Management  
LP Management

## WELCOME KPI DASHBOARD



## MOBILE FRIENDLY



## MONITOR AGGREGATE AND DETAILED POSITIONS

### NET POSITIONS

Symbol	Symbol Type	Buy Total	Buy WAP	Buy P/L(USD)	Sell Total	Sell WAP	Sell P/L(USD)	Net Total	Net WAP	Net P/L(USD)
		More Than			More Than			Absolute More Than		
EURUSD	FX Major	25,100,000	1.09613	-974,065.00	39,600,000	1.08367	1,041,953.00	-14,500,000	1.08367	67,888.00
USDJPY	FX Major	15,000,000	103.893	1,236,222.00	86,900,000	103.211	-7,689,257.26	-71,900,000	103.211	-6,453,035.26
USDCHE	FX Major	20,400,000	0.98419	655,009.64	60,000,000	0.97928	-2,218,403.35	-39,600,000	0.97928	1,563,393.71
NZDUSD	FX Major	0	0.60000	0.00	100,000	0.70977	167.00	-100,000	0.70977	167.00
GBPUSD	FX Major	10,001,000	1.32190	-752,550.64	100,000	1.37864	13,192.00	9,901,000	1.32190	-739,358.64
USDCAD	FX Major	0	0.00000	0.00	10,000,000	1.31448	-242,222.24	-10,000,000	1.31448	-242,222.24
OILUSD	FX Minor	0	0.00	0.00	10,000	43.62	-24,600.00	-10,000	43.62	-24,600.00
EURCHF	FX Minor	900,000	1.09507	-16,930.22	1,400,000	1.08111	7,772.33	-500,000	1.08111	-9,157.89

### CURRENTLY OPENED TRADES

Login	Ticket	User	Liquidity Provider	Symbol	Side	Amount	Open Time	Open Price	Current Price	Float PL
						More Than				
1005	1426045	Balance1Test	Internal(B Book)	FT_Jap225	BUY	1	Oct 12, 2016 7:52:39 AM	16900	18319	12.60
1005	1426047	Balance1Test	Internal(B Book)	GBPUSD	SELL	100,000	Oct 12, 2016 7:52:48 AM	1.22551	1.24135	1,584.00
1005	1894148	Balance1Test	Internal(B Book)	EURUSD	BUY	100,000	Nov 11, 2016 2:09:44 AM	1.09078	1.05887	-3,191.00
1005	1894190	Balance1Test	Internal(B Book)	USDCHE	BUY	220,000	Nov 16, 2016 4:22:00 AM	1.00171	1.01467	2,809.98
10005	1894300	Brian	Internal(B Book)	CADJPY	SELL	200,000	Nov 23, 2016 3:05:42 AM	82.582	83.969	-2,462.91
1005	1894350	Balance1Test	Internal(B Book)	USDJPY	BUY	220,000	Nov 25, 2016 2:41:10 AM	113.141	112.817	-1,025.85
10005	1894356	Brian	Internal(B Book)	EURUSD	BUY	1,000,000	Nov 28, 2016 5:29:33 AM	1.06350	1.05887	-4,630.00
10005	1894358	Brian	Internal(B Book)	USDJPY	SELL	400,000	Nov 28, 2016 5:29:55 AM	112.349	112.645	-1,051.00
10005	1894359	Brian	Internal(B Book)	GBPUSD	BUY	100,000	Nov 28, 2016 5:30:06 AM	1.24331	1.24103	-228.00
10005	1894360	Brian	Internal(B Book)	GBPUSD	BUY	100,000	Nov 28, 2016 5:30:07 AM	1.24331	1.24103	-228.00

# REPORT ON FULL TRADE AND TRANSACTION HISTORY

Home > Closed Only Trade History Report
Welcome, Brian Platt

- Dashboard
- Net Positions
- Currently Opened Trades
- Margin Monitor
- Trade History
  - Full Trade History
  - Closed Only Trade History
  - Order History
  - Daily Swaps
  - End Of Day Trade State
  - End Of Day Rates
- Transaction History
- Analytics & Intelligence
- Client Management
- Configuration

## CLOSED ONLY TRADE HISTORY REPORT

2016
November
2016-11-01
2016-11-28
demoFRHPUSD-000
SHOW REPORT

Login	Name	Ticket	Liquidity Provider	Symbol	Side	Amount	Open Time	Open Rate	Close Time	Close Rate	Profit / UPL
38462	Test 4	7078	Xcore(A Book)	NAS100	Sell	50	Sep 12, 2016 3:18:09 AM	4,641.00000	Nov 1, 2016 3:45:18 PM	-4,782.50000	-7,075.00
38462	Test 4	7100	Xcore(A Book)	NAS100	Sell	50	Sep 12, 2016 7:58:49 AM	4,645.00000	Nov 1, 2016 3:45:18 PM	-4,782.60000	-6,880.00
38462	Test 4	7258	Xcore(A Book)	NAS100	Sell	50	Sep 12, 2016 1:48:53 PM	4,653.30000	Nov 1, 2016 3:45:18 PM	-4,782.50000	-6,460.00
38462	Test 4	7263	Xcore(A Book)	NAS100	Sell	50	Sep 12, 2016 1:44:48 PM	4,657.30000	Nov 1, 2016 3:45:17 PM	-4,782.50000	-6,260.00
38462	Test 4	7976	Xcore(A Book)	NAS100	Sell	50	Sep 14, 2016 8:00:49 AM	4,736.20000	Nov 1, 2016 3:45:17 PM	-4,782.50000	-2,315.00
38462	Test 4	8020	Xcore(A Book)	NAS100	Sell	50	Sep 14, 2016 9:52:09 AM	4,740.40000	Nov 1, 2016 3:45:17 PM	-4,782.50000	-2,105.00
38462	Test 4	8085	Xcore(A Book)	NAS100	Sell	50	Sep 14, 2016 3:06:24 PM	4,744.80000	Nov 1, 2016 3:45:17 PM	-4,782.50000	-1,885.00
38462	Test 4	8094	Xcore(A Book)	NAS100	Sell	50	Sep 14, 2016 4:11:33 PM	4,748.90000	Nov 1, 2016 3:45:16 PM	-4,782.20000	-1,665.00
38462	Test 4	8103	Xcore(A Book)	NAS100	Sell	50	Sep 14, 2016 3:20:14 PM	4,753.00000	Nov 1, 2016 3:45:16 PM	-4,782.20000	-1,460.00
38462	Test 4	8112	Xcore(A Book)	NAS100	Sell	50	Sep 14, 2016 3:49:24 PM	4,757.00000	Nov 1, 2016 3:45:16 PM	-4,782.20000	-1,260.00
38462	Test 4	8119	Xcore(A Book)	NAS100	Sell	50	Sep 14, 2016 3:27:56 PM	4,761.10000	Nov 1, 2016 3:45:16 PM	-4,782.00000	-1,045.00
38462	Test 4	8133	Xcore(A Book)	NAS100	Sell	50	Sep 14, 2016 3:37:03 PM	4,765.30000	Nov 1, 2016 3:45:15 PM	-4,781.90000	-830.00
38462	Test 4	8380	Xcore(A Book)	NAS100	Sell	50	Oct 13, 2016 2:51:49 PM	4,766.50000	Nov 1, 2016 3:45:15 PM	-4,782.00000	-785.00

# VIEW HISTORY OF CASH TRANSACTIONS

Home > Deposit/Withdrawal Report
Welcome, John Smith

- Dashboard
- Net Positions
- Currently Opened Trades
- Margin Monitor
- Trade History
- Transaction History
  - Deposits/Withdrawals
  - Volume Fee Summary
  - Volume Fee Report
  - Rebates Summary
  - Rebates Detailed
  - Invoice Report
  - Invoice Details
- Analytics & Intelligence
- Client Management

## DEPOSIT/WITHDRAWAL REPORT

2016
November
2016-11-01
2016-11-29
demoFRHPUSD-000
SHOW REPORT

Date/Time	Login	Name	Liquidity Provider	Trade Group	Operation	Amount	Amount USD	Comment
Nov 4, 2016 6:57:12 AM	38462	Test 4	Xcore(A Book)	demoFRHPUSD-000	Deposit	10,000.00\$	10,000.00	test
Nov 7, 2016 1:47:08 PM	38705	Demo Test 11	Internal(B Book)	demoFRHPUSD-000	Deposit	13,750.00\$	13,750.00	
Nov 8, 2016 2:14:10 PM	38705	Demo Test 11	Internal(B Book)	demoFRHPUSD-000	Credit	10,000.00\$	10,000.00	
Nov 8, 2016 2:14:28 PM	38705	Demo Test 11	Internal(B Book)	demoFRHPUSD-000	Withdrawal	-3,000.00\$	-3,000.00	
Nov 10, 2016 1:29:05 PM	38705	Demo Test 11	Internal(B Book)	demoFRHPUSD-000	Deposit	23,000.00\$	23,000.00	
Nov 10, 2016 1:29:26 PM	38705	Demo Test 11	Internal(B Book)	demoFRHPUSD-000	Withdrawal	-12,000.00\$	-12,000.00	
Nov 10, 2016 2:04:51 PM	38570	IB Test 1	Internal(B Book)	demoFRHPUSD-000	Deposit	485.00\$	485.00	Deposit
Nov 24, 2016 4:00:40 PM	38705	Demo Test 11	Internal(B Book)	demoFRHPUSD-000	Credit	100,000.00\$	100,000.00	
Total							142,235.00	

10 25 50 100

## MONITOR CLIENT MARGIN AND CREDIT USAGE

Set alerts on screen, and via sms, and email

The screenshot shows the FDC Margin Monitor interface. The left sidebar contains navigation options: Dashboard, Net Positions, Currently Opened Trades, Margin Monitor (selected), Trade History, Transaction History, Analytics & Intelligence, Client Management, and Configuration. The main area displays a table with columns: Login, Group, Lvrge, Name, Liquidity Provider, Balance, Float PL, Equity, Credit, Used Margin, Free Margin, and CR %. The table lists several test accounts with their respective values. A 'Details' button is available for each row. The bottom right corner shows pagination controls for 10, 25, 50, and 100 items.

Login	Group	Lvrge	Name	Liquidity Provider	Balance	Float PL	Equity	Credit	Used Margin	Free Margin	CR %	
38459	demoFRHPUSD-000	0	Test 2	Internal(B Book)	100,000	0	100,000	0	0	100,000	0%	<a href="#">Details</a>
38462	demoFRHPUSD-000	100	Test 4	Xcore(A Book)	500,751,170	-36,661	500,715,510	1,000	1,274,958	499,440,551	0%	<a href="#">Details</a>
38467	demoFRHPUSD-000	100	John Smith	Internal(B Book)	506,071,121	-8,644,163	497,426,958	0	1,741,133	495,685,825	0%	<a href="#">Details</a>
38553	demoFRHPUSD-000	0	test 6	Internal(B Book)	144,349	0	144,349	0	0	144,349	0%	<a href="#">Details</a>
38568	demoFRHPUSD-000	0	test	Internal(B Book)	50,000	0	50,000	0	0	50,000	0%	<a href="#">Details</a>
38570	demoFRHPUSD-000	100	IB Test 1	Internal(B Book)	1,303	0	1,303	0	0	1,303	0%	<a href="#">Details</a>
38705	demoFRHPUSD-000	100	Demo Test 11	Internal(B Book)	149,185	-40,967	223,218	115,000	46,821	176,398	0%	<a href="#">Details</a>

## CHARGE CLIENTS BASED ON NOTIONAL VOLUME

The screenshot shows the FDC client configuration interface. The left sidebar contains navigation options: Trade History, Transaction History, Analytics & Intelligence, Client Management (selected), and Configuration. The main area displays the configuration for a client named John Smith, with fields for User Name, Trade Group, Liquidity Provider, and Master Agent Account. A 'Margin Status' section is visible. An 'Edit Configuration' dialog box is open, showing fields for Date From (2016-11-29), Date Till (2016-12-31), Accounting (Send Invoices to MT4), and Volume Fee (FX Majors: 8.5, FX Minors: 10, Metals: 4, CFD: 0.25). The dialog also includes an 'Account to Charge' section with a dropdown menu and a 'Clear' button. The background shows a table with columns: Metals, CFD, and Account to Charge, with values 50, 0.25, and a red 'Delete' button.

## MANY OPTIONS FOR REBATING AGENTS

- Rebate per million
- Split agent rebates and commissions among multiple IBs
- Pay both rebates and commissions

### Volume Fee Rebates

Enabled
 IB: IB Test / 38570
FX Majors: 2
FX Minors: 3
Metals: 1

### Master Agent Splits

Enabled
 IB: IB Test / 38570
John Smith / 38467
FX: 5
50%
Metals: 4
40%
60%

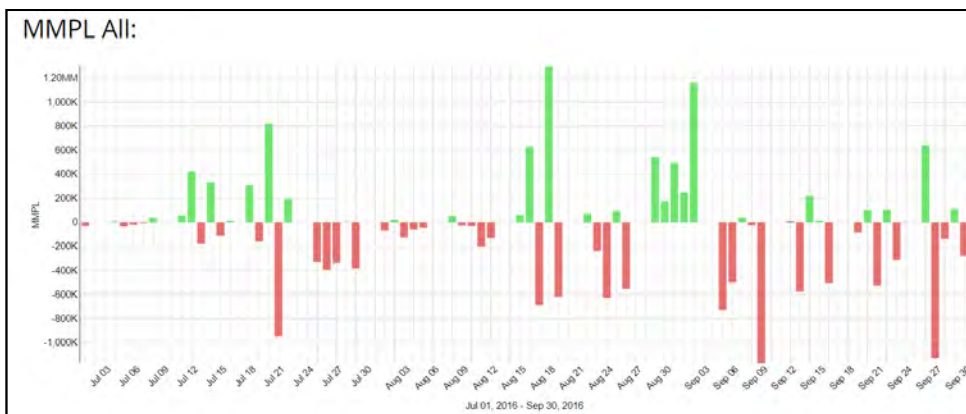
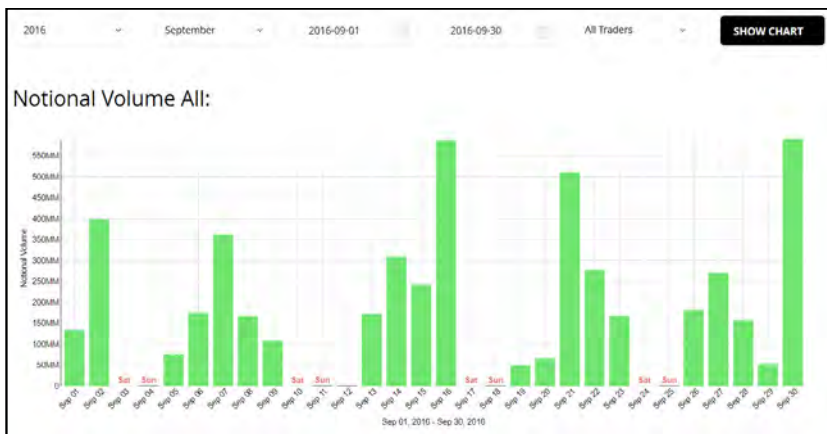
### Commission Rebates

Enabled
 



IB: IB

## DETAILED ANALYTICS



# UPLOAD DEPOSITS AND WITHDRAWALS IN BULK

Home > Deposits/Withdrawals

Welcome, John Smith

+ Select CSV file...  
Choose File | No file chosen

Example CSV file from Excel

	A	B	C
1	Login	Amount	Comment
2	70002266	10	deposit
3	70002266	-4.23	withdrawal
4	70002328	300	comment field is optional
5	70002328	-300	

**Login** - MT4 login of targeted user  
**Amount** - amount to deposit (positive decimal) or withdraw (negative decimal)  
**Comment** - optional field

# ALL TRADE HISTORY STORED

Home > Order History Report

Welcome, Brian Platt

## ORDER HISTORY REPORT

Order ID: 12504 [Show report](#)

Trade ID	User ID	User	Liquidity Provider	Group	Symbol	Cmd	Amount	Open Time	Open Price	Close Time	Close Price	Swaps	Timestamp	Comment
12504	38705	Demo Test 11	Internal(B Book)	demoFRHPUSD-000	USDTRY	SELL	100,000	Oct 26, 2016 1:08:24 PM	3.08437		3.08470	0.00	Oct 26, 2016 1:08:24 PM	
12504	38705	Demo Test 11	Internal(B Book)	demoFRHPUSD-000	USDTRY	SELL	100,000	Oct 26, 2016 1:08:24 PM	3.08437		3.08264	24.49	Oct 26, 2016 10:00:59 PM	
12504	38705	Demo Test 11	Internal(B Book)	demoFRHPUSD-000	USDTRY	SELL	100,000	Oct 26, 2016 1:08:24 PM	3.08437		3.11474	97.96	Oct 27, 2016 10:00:59 PM	
12504	38705	Demo Test 11	Internal(B Book)	demoFRHPUSD-000	USDTRY	SELL	100,000	Oct 26, 2016 1:08:24 PM	3.08437		3.10769	122.45	Oct 28, 2016 10:00:59 PM	
12504	38705	Demo Test 11	Internal(B Book)	demoFRHPUSD-000	USDTRY	SELL	100,000	Oct 26, 2016 1:08:24 PM	3.08437		3.09503	146.94	Oct 31, 2016 10:00:59 PM	
12504	38705	Demo Test 11	Internal(B Book)	demoFRHPUSD-000	USDTRY	SELL	100,000	Oct 26, 2016 1:08:24 PM	3.08437		3.11239	171.43	Nov 1, 2016 10:00:59 PM	
12504	38705	Demo Test 11	Internal(B Book)	demoFRHPUSD-000	USDTRY	SELL	100,000	Oct 26, 2016 1:08:24 PM	3.08437		3.11710	195.92	Nov 2, 2016 10:00:59 PM	
12504	38705	Demo Test 11	Internal(B Book)	demoFRHPUSD-000	USDTRY	SELL	100,000	Oct 26, 2016 1:08:24 PM	3.08437		3.11119	269.39	Nov 3, 2016 10:00:59 PM	

# IB PORTAL

- Dashboard
- Rebates Summary
- Trade History
- Account History
- Deposits/Withdrawals
- Analytics & Intelligence

MT4 Account 38570

Balance \$1,334.62

Rebates for last 7 days



Rebates for last 30 days



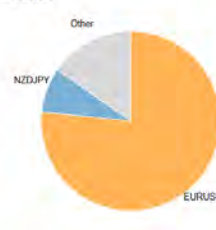
Rebates



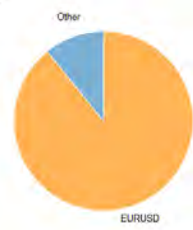
Lots



Rebates



Lots



# CLIENT PORTAL

Clients' real time access to their account without the platform

Home > Dashboard

Welcome, Demo 38705

**DEMO TEST 11 KPI**

BALANCE	FLOAT PL	EQUITY	USED MARGIN	FREE MARGIN	MARGIN LEVEL
\$1,425,951	\$1,601	\$1,547,551	\$23,704	\$1,523,847	6,529%

**CURRENTLY OPEN TRADES**

Ticket	Symbol	Side	Amount	Open Time	Open Price	Current Price	Float PL
31026280	SPX500	BUY	25	Feb 8, 2017 1:23:49 PM	2290.23	2294.20	992.50
31025973	UK.OIL	BUY	10	Feb 8, 2017 10:15:47 AM	54.673	55.190	517.00
31025966	EURCHF	BUY	300,000	Feb 8, 2017 10:14:59 AM	1.06475	1.06386	-268.19
31025965	AUDUSD	BUY	200,000	Feb 8, 2017 10:14:51 AM	0.76391	0.76383	44.00
31025962	GBPUSD	BUY	200,000	Feb 8, 2017 10:14:42 AM	1.25043	1.25044	306.00

[View All 13 Trades >](#)

Total for All 13 Trades: -8,034

**NET POSITIONS**

Symbol	Amount	VWAP	Float PL
UK.OIL	10	54.673	517.00
SPX500	52	2292.67	795.40
NZDCHF	-100,000	0.72305	-430.99
NAS100	2	5164.33	64.54
GBPUSD	200,000	1.25041	406.00

[View All 9 Positions >](#)

Total for All 9 Positions: -8,034

## CLIENT PORTAL

### Deposits and Broker Contact

# MAKE A DEPOSIT

\$5,000.00 **DEPOSIT**

> Pay with credit or debit card

Card number: 41111111111111111111

Expiration date: mm / yy: 07 / 21

**Pay Now**

Home > Contact Us

You can always contact us via:  
✉ Email: pavel@forexdevelopment.net

### Contact Form

Accounting Question

Hi I sent a wire for \$250,000 today, please advise when it is received.

**ATTACH FILES**  
Choose Files Temp-208198-91596.doc

**Send Message**

## CLIENT STATEMENTS

Available online, PDF download and via email  
Customized with Broker's logo

### CLIENT STATEMENT

2017 January 2017-01-01 2017-01-31 **SHOW REPORT**

#### Statement Summary

Account : 38705 / Demo Test 11

Start date :	2017-01-01	End date :	2017-01-31	Realized PL:	\$ 82,480.90	Credit issued:	\$ 125,000.00
Balance:	\$ 170,069.10	Balance:	\$ 2,783,765.06	Realized Swaps:	\$ -1,925.96	Free Margin:	\$ 3,002,636.01
Floating PL:	\$ 2,543.78	Floating PL:	\$ -2,331.64	Deposits:	\$ 2,601,752.00	Used Margin:	\$ 17,832.04
Floating Swaps:	\$ -324.14	Floating Swaps:	\$ -965.37	Withdrawals:	\$ 65,303.00	Margin Level:	16,938.00%
Credit:	\$ 115,000.00	Credit:	\$ 240,000.00	Fees:			
Equity:		Equity:					

Closed Trades		Open Trades		Cash Transactions							
Ticket	Symbol	Side	Amount	Open Time	Open Rate	Close Time	Close Rate	Commission	Swap	Profit	VF charged
17243	GBPUSD	SELL	2	2016-12-19 15:58:37	1.23850	2017-01-03 09:59:41	1.22916	\$ 0.00	\$ -66.15	\$ 1,868.00	\$ -3.71
17244	EURUSD	BUY	5	2016-12-19 15:58:43	1.04406	2017-01-03 10:00:10	1.04016	\$ 0.00	\$ -327.70	\$ -1,950.00	\$ -7.83
17246	EURGBP	BUY	1	2016-12-19 15:58:56	0.84276	2017-01-03 09:59:44	0.84670	\$ 0.00	\$ -41.90	\$ 484.25	\$ -2.18
17251	EURJPY	SELL	1	2016-12-19 16:08:44	121.952	2017-01-12 16:26:18	121.462	\$ 0.00	\$ -51.33	\$ 429.97	\$ -2.21
17252	EURNZD	SELL	1	2016-12-19 16:08:50	1.50282	2017-01-03 09:59:46	1.50173	\$ 0.00	\$ 90.62	\$ 75.55	\$ -2.18